

4025 Champ Easy-Puller Pulling Post

CHAMP
Frame Straightening Equipment Inc.

Made In USA



Shown with optional hydraulic package

WARNING

Read all assembly instructions completely before attempting to assemble unit. Improper assembly could result in damage to unit or injury to user.


Champ Frame Straightening Equipment, Inc.

4025 Champ Easy-Puller Pulling Post

Parts List

- A** Base
- B** Post
- C** 3/8" Clevis Grab Hook

The Easy-Puller arrives two partially assembled components, the base & the post. The base should have two attached wheels, ram coupler & nut & bolt for attaching post. The post should have a ram coupler attached.



1.



Attach post to base using supplied nut & bolt.

2.



Screw hydraulic ram onto ram coupler at end of base. Hydraulic ram may or may not be included depending on which package you buy.

3.




Remove bolt from ram coupler on post.c

4.




Screw ram coupler onto top of hydraulic ram.

5.



Attach ram coupler to post using supplied nut & bolt.

6.



Attach hook to back of base by with supplied locking pin